

Our drinking water is safe and clean

We take pride in providing safe clean drinking water for the Town of Rimbey. Our extensive water testing during our water treatment process monitors colour, taste and smell but the most important tests we do are to ensure the water is safe for you and your family to drink.

There are no measurable levels of lead in drinking water when it leaves our water treatment plants. Lead may be found in tap water in those homes with lead service lines and lead plumbing fixtures inside the home.

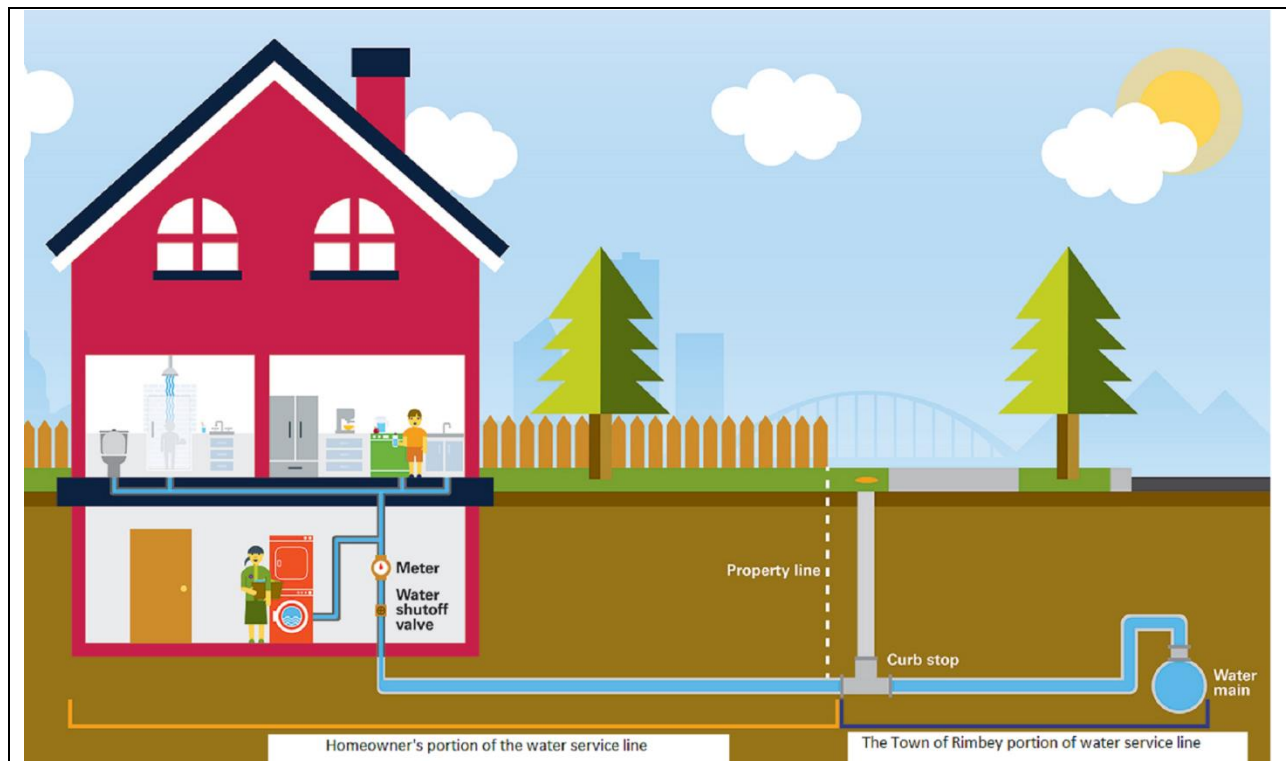
The purpose of our Lead Management Program is to identify any lead service lines or other sources of lead in the drinking water system and to assist our customers with helping remove the health risk associated with lead consumption in drinking water. Any information collected is for the sole purpose of removing lead from our drinking water system.

Residents who do not have lead service lines but still want their water tested can purchase a test kit from an accredited lab.

Your responsibility with lead pipes

The water service line responsibility is split between the utility provider (Town of Rimbey) and the property owner.

- The water service line is the pipe that connects your property's plumbing to the water main in the street.
- The utility's portion of the service line runs from the water main under the street or alley to the property line.
- The homeowner's portion of the service line runs from the property line to the water meter in the home or building.
- The Town of Rimbey does not have records for the homeowner's portion of the water service lines.



Test for lead pipes in your home

There are no known lead service lines in Rimbey but that doesn't mean there are not any. Here are a few indications that you may have lead pipes

- **Your home was built prior to 1965** when lead was a material available for homebuilders for water service lines. Today, the preferred materials are copper and plastic.

- **When the utility's portion of the water service line is lead**, it's often likely that your portion could be lead too.
 - **You get an annual letter from our Lead Management Program.** This means our records show the utility portion of your service line is lead.

If you are not sure what your portion of the service line is made of, follow our 3-step process below:

3-step testing process

Step 1: Find your emergency water shut-off valve

Once you find your emergency water shut-off valve or water meter in your home (usually in the basement) check the colour and hardness of the pipe.

Step 2: check the pipe colour

Check the colour of the pipe coming out of the ground and into the meter. You may have to lightly sand the surface of the pipe. If the pipe is:

- The colour of a Canadian penny: it's copper.
- Bright blue or black: it's likely plastic tubing (polyethylene). Don't attempt to test the hardness of the pipe if you suspect it's plastic.
- Grey metal: it's galvanized iron or lead.

Step 3: check the hardness

If you think your water service line could be lead, try gently etching into the pipe. Lead is relatively soft metal and scratches easily. Do not attempt this if you think the line is plastic.

While this checklist is a good indicator of whether your pipes are lead, please note that every pipe is a little different. The only way to be sure if you have lead is for you to test your drinking water. If you believe you have a lead service line and need assistance to confirm it, contact our Lead Management Program representative at [\(403\) 843-2725](tel:4038432725).

Water service line examples

Below are some example pictures of water services lines in homes and businesses for you to help identify your service line materials.


- A copper pipe emerging from basement floor before the water meter (also shown is the emergency water shut-off valve). (Image 1)
- A stub of lead pipe emerging from basement floor before the emergency water shut-off valve. (Image 2)

- A protected lead pipe emerging from the basement floor before the emergency water shut off valve (water meter not pictured). Notice the compression fitting used to attach it to a copper fitting. (Image 3)
- A lead pipe, galvanized iron pipe and a copper pipe. The lead is emerging from the basement floor before the emergency water shut-off valve. Notice the compression fitting used to attach the lead material to a threaded galvanized iron fitting. Galvanizing on iron pipes can be a source of lead as well.(Image 4)

If going through this checklist doesn't indicate you have a lead service line, there is a small chance that a section of lead piping could be present underground.

To inquire about your property or learn more about our program, please call our Lead management Program representative at [\(403\) 843-2725](tel:4038432725)

(Image1)




(Image 2)



**4 CM (2 INCHES)
LEAD PIPE AT SURFACE**

(Image 3)



(Image 4)



Our Lead Management Program

Our program is in place to identify lead service lines and ensure our customers with **lead service lines on the utility side** are receiving good water quality.

Today as part of this program we:

- **Send annual letters** to notify customers with a known lead service line on the utility side of the water service line.
- **Offer water sampling** by appointment or provide home sampling kits for customers to test their lead levels at the tap.
- **Offer water filters** (one-time, point-of-use) that are certified to remove lead, if used properly.
- **Educate customers and provide advice** on how to maintain good water quality with a lead service line.
- **Avoid partial replacements** as replacing only one section of a lead service line can temporarily increase lead levels. When partial replacements are required for water main repairs and renewals, we notify customers.
- **Uphold standards for new infill development.** We do not support the reuse of lead water service pipes for redeveloped properties, and we work with property owners to encourage new water services.

General tips for good water quality

- **Don't use water from your hot water taps for drinking, eating, cooking or baking.** Only consume water from your cold water taps, then heat it up if needed.
- **Run your cold water taps for at least 3 minutes,** or until cold if you haven't used the water for 6 or more hours, and you will be drinking or cooking with it. This flushing time can be reduced if combined with other water use like flushing toilets, showering, or running household appliances like the dishwasher or washing machine.
- **If you're using a water filter system, follow the manufacture's guidelines.** Properly condition new filters before their first use, and replace used cartridges as required.
- **Take note of construction in your area.** Following these general water quality tips is particularly important if construction is occurring near your property, as ground disturbance has the potential to disturb the service line and temporarily increase lead levels in your tap water.

In addition to these general tips, you can take any of the following steps to maintain good water quality.

1. **Install a water filter**

If you purchase a water filter from a home improvement store, **ensure the filter you choose is NSF-53 Certified for lead reduction.**

Here are some water filtration options:

Filtered water pitcher



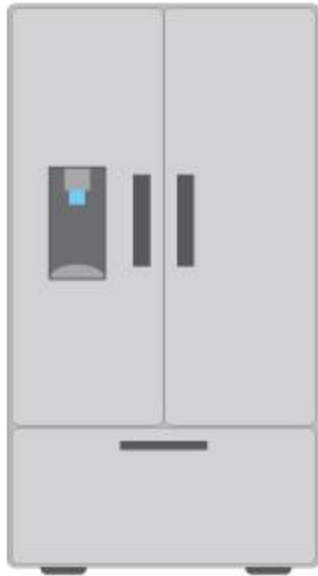
COST OF FILTER: \$25 and under
FILTER TYPE: Activated Carbon (NSF-53 certified)
LIFESPAN: 2-3 months

Tap-mount water filtration unit



COST OF FILTER: \$25 - \$40
FILTER TYPE: Activated Carbon (NSF-53 certified)
LIFESPAN: 2-3 months

Fridge water-dispenser unit



COST OF FILTER: \$55 and over

FILTER TYPE: Activated Carbon (NSF-53 certified)

LIFESPAN: 6-12 months

Under-the-counter water filtration unit



COST OF FILTER: \$55 and over

FILTER TYPE: Activated Carbon (NSF-53 certified)

LIFESPAN: 6-12 months

2. Check to see if you have a lead service line

There are no known lead service lines on the utility side in the Town of Rimbey. If any are found, these residences will be part of our Lead Management Program and will receive free water testing.

Customers who do not have a lead service line but are still interested in a water test should purchase one from an accredited lab.

3. Replace in-home plumbing fixtures

If you have plumbing fixtures, such as faucets that contain lead or leaded-brass, consider replacing them with lead-free fixtures.

4. Replace your lead service line

Replacing your lead service line will reduce lead in your drinking water. It'll also help improve water quality throughout your home in comparison to point-of-use filters, which only remove lead at the tap where they have been installed.

We're aligned with Health Canada's new guideline

In March 2019, Health Canada announced a new guideline for drinking water quality in Canada. Two of the major changes are:

1. Reduction of the maximum acceptable concentration of lead in drinking water from 10 µg/L (micrograms per Litre) to 5 µg/L.
2. Requirement to complete testing at the tap from within a customer's home or business, instead of testing it at the property line (which was the previous requirement).

We strongly support the new guideline as it will benefit public health and aligns with our efforts to reduce lead exposure from drinking water as much as possible.

How we share data and information

We actively, openly and routinely communicate to customers, regulators and the public about our lead mitigation efforts and water testing results. The Town of Rimbey exceeds the amount of monitoring and testing required by our regulator Alberta Environment and Parks – further evidence of our commitment to ensuring water quality.

Overview of risk and health effects

It is important to reduce exposure to lead as much as possible because even low concentrations may increase health risks.

Who is most at risk from exposure to lead?

- Children, infants and foetuses are most at risk because of their developing brains.
- Exposure to lead poses a risk to everyone's health.

What are the health effects of being exposed to lead?

- Effects on neurological development and behavior in children, including reduction of intelligence quotient (IQ).
- Increased blood pressure or kidney problems in adults.

For more information on Lead in drinking water and exposure risks, please follow the links below:

- Canadian Drinking Water Guidelines
<https://www.canada.ca/en/health-canada/services/environmental-workplace-health/water-quality/drinking-water/canadian-drinking-water-guidelines.html>
- Drinking water: what about lead?
<https://www.canada.ca/en/health-canada/services/environmental-workplace-health/reports-publications/water-quality/what-about-lead.html>

If you have any question about our Lead Management Program, please contact our Lead Management representative at (403) 843-2725